


B. E. A. R.
The
Summer Reading Program
of
Delaware County Christian School

Be Excited About Reading



For Students Entering 1st Grade

June 2008

Dear Parents,





The summer reading program at DC is a way to develop in your child a love for reading and to maintain the current level of skills that your child has worked to achieve during the school year. We hope that you will enthusiastically support this program and make reading a daily part of your child's summer.

Happy reading!

First Grade Teachers

How To Help Your Child Select A Book

YOU are the key in helping your child select summer reading books that will be of high interest and will also be at your child's *independent reading level*. The independent reading level is the level at which your child can comfortably read and understand material without adult assistance. Please use these guidelines in helping your child select appropriate reading material.

-  Find books about your favorite topic or hobby.
-  Look for books by a favorite author/illustrator.
-  Browse through the book to see if the illustrations are interesting.
Read the book summary on the back cover or book jacket.
-  Choose a book that is at your *independent reading level*.
Use the "**Five Finger Rule**". Choose a book that you think you would like to read. Open to any page and begin reading. If you come to five words you can't pronounce or don't understand, put the book back. It's too hard for you.
For younger children, you may want to use the "Three Finger Rule".

1st GRADE SUMMER READING RECORD

Please return this page to your teacher on the 1st day of 1st Grade.

Name _____ Grade _____ Teacher _____

(Please check one)

	Title	Author	Read to Child	Read with	Read by Child	Date Read
1.						
2.						
3.						
4.						
5.						
6.						
7.						
8.						
9.						
10.						
11.						
12.						
13.						
14.						
15.						
16.						
17.						
18.						
19.						
20.						

Required Summer Reading for First Grade

Students entering First Grade should read 20 books with a parent. Please follow the parental guidelines below. As you read, each book should be recorded on the last page of this booklet. Please bring this page to your child's teacher on the first day of school, along with the 3 completed follow-up activities from the list below.

1. Read books to/with your child. Even if your child is already a reader, this should not be an independent activity.
2. As you read, discuss with your child the characters, setting, and problem/solution. Also, encourage your child to make and explain predictions throughout the story.
 - ie) "What do you think will happen next?"
"Why do you think that?"
3. With 3 of the books, have your child choose one of the following activities. Please make a different selection for each book. Make sure the activity is labeled with the title of the related book.
 - a) Draw a picture of your favorite part of the story. Then, dictate or write one sentence explaining the picture.
 - b) Fold a paper into thirds and label the sections "Beginning, Middle and End". Draw a picture in each section.
 - c) Stop in the middle of a book and predict what the ending of the story will be. Draw a picture of your prediction and dictate or write one sentence explaining your prediction.
 - d) Dictate or write how the story reminds you of a situation or event in your own life.
 - e) Draw a picture of one of the characters in the story. Dictate or write a description of that character.

Don't forget to attach your activities to the record page at the back of this booklet when you return it to your child's teacher on the first day of school.