


B. E. A. R.
The
Summer Reading Program
of
Delaware County Christian School

Be Excited About Reading



For Students Entering 2nd Grade

June 2008

Dear Parents,





This program is an important part of the 2nd grade Language Arts curriculum. It helps children to maintain and further develop the skills that were taught and achieved in 1st grade. It is expected that all families will participate in this program by making reading a daily routine throughout the summer. Your consistency and enthusiasm will help nurture a love of reading in your child. Thank you!

Happy reading!

Second Grade Teachers

How To Help Your Child Select A Book

YOU are the key in helping your child select summer reading books that will be of high interest and will also be at your child's *independent reading level*. The independent reading level is the level at which your child can comfortably read and understand material without adult assistance. Your child's current reading range is _____. You can access a list of books at your child's reading level by going on Edline and clicking on LIBRARY. Please use these guidelines in helping your child select appropriate reading material.

-  Find books about your favorite topic or hobby.
-  Look for books by a favorite author/illustrator.
-  Browse through the book to see if the illustrations are interesting. Read the book summary on the back cover or book jacket.
-  Choose a book that is at your *independent reading level*. Use the "**Five Finger Rule**". Choose a book that you think you would like to read. Open to any page and begin reading. If you come to five words you can't pronounce or don't understand, put the book back. It's too hard for you. For younger children, you may want to use the "Three Finger Rule".

Required Activities to Expand Your Child's Summer Reading

Students entering Second Grade are required to read a minimum of 8 books during the summer.

Please have your child complete 1 of the activities below for at least 5 of the books read. Then, include the completed activities with your child's Summer Reading Record when you return it to your child's teacher on the first day of school. **We will display these projects in the classroom during the first week of school.**

1. Write about your favorite (or most exciting, surprising, interesting, confusing) part.
2. Make a picture showing one part of the book.
3. Draw the main character of the book. Make talking bubbles. Have the character describe him/herself.
4. Draw a picture of the setting of the book.
5. Pick a book that is a fantasy. List the reasons why it is a fantasy.
6. Make puppets from paper bags or popsicle sticks to act out the story.
7. Would you recommend this book to a friend? Write a recommendation for this book.
8. Beginning-Middle-End. Fold a paper into thirds. Tell how the story begins, what happens in the middle and how it ends. If you would like, you may draw pictures to tell about the beginning, middle and end.
9. Come up with a different ending for the story and write it.
10. Does this story remind you of a Bible story? Tell how they are similar.
11. Did the main character demonstrate a godly character trait? Which one? Give an example.
12. Did you learn a new vocabulary word? Use it in a sentence.

2ND GRADE SUMMER READING RECORD

This paper **MUST** be returned on the first day of school.
(Please list any additional titles read on the back of this paper.)

Name _____ Grade _____ Teacher _____

I have read the following books over the summer:

TITLE	AUTHOR	DATE COMPLETED
1. _____	_____	_____
2. _____	_____	_____
3. _____	_____	_____
4. _____	_____	_____
5. _____	_____	_____
6. _____	_____	_____
7. _____	_____	_____
8. _____	_____	_____

Parent Signature